

## Data sheet | Item number: 790-114

Carrier with grounding foot; parallel to carrier rail; 45 mm long; Cu 10 mm x 3 mm; suitable for 790 Series shield clamping saddles and 791 Series shield clamps



790-114



RoHS   
Compliant

[BOMcheck.net](https://www.bomcheck.net)

### Dimensions in mm

Item No.	A	B	C	D	E	F
<b>790-108</b>	51	15	8	16	55	42
<b>790-116</b>	53	15	16	16	57	45
<b>790-124</b>	78	15	24	16	83	58
<b>790-140</b>	97	15	40	16	100	73

## Data

### Technical Data

Main product function

Shield termination

### Material Data

Weight

25.5 g

### Commercial data

Product Group

2 (Terminal Block Accessories)

Country of origin

DE

GTIN

4045454352912

Customs Tariff No.

85369095990

## Compatible products








### shield connection



Item no.: 790-108

Shield clamping saddle; 11 mm wide; diameter of compatible conductor

790-108

	<b>Item no.: 790-116</b> Shield clamping saddle; 19 mm wide; diameter of compatible conductor; 7 ... 16 mm	790-116
	<b>Item no.: 790-124</b> Shield clamping saddle; 27 mm wide; diameter of compatible conductor; 6 ... 24 mm	790-124
	<b>Item no.: 790-140</b> Shield clamping saddle; diameter of compatible conductor	790-140
	<b>Item no.: 791-107</b> Shield clamp; diameter of compatible conductor; 1.5 mm to 6.5 mm; H max. 40 mm; 10 mm wide	791-107
	<b>Item no.: 791-111</b> Shield clamp; diameter of compatible conductor; 5 mm to 11 mm; H max. 47 mm; 17 mm wide	791-111
	<b>Item no.: 791-117</b> Shield clamp; diameter of compatible conductor; 10 mm to 17 mm; H max. 63 mm; 23 mm wide	791-117
	<b>Item no.: 791-124</b> Shield clamp; diameter of compatible conductor; 16 mm to 24 mm; H max. 78 mm; 30 mm wide	791-124

## Downloads

## Documentation

## Bid Text

790-114	doc 24.1 kB	Download
---------	----------------	----------

## CAD/CAE - Smart Data

## CAD data

3D Download 790-114	URL	Download
---------------------	-----	----------

Subject to changes.